

FIOS MUSIC CHANNELS AND NAVIGATION HINTS

February 19, 2018

NOTE: I am not a professional. The viewpoints and tips herein are from a novice perspective, based on actual futzing around with the remote control while sitting in front of the TV. Here is a graphic and simple explanation of the Remote Control features:



Now to the subject at hand, there are multiple options for music on Verizon FIOS. TV Channels such as MTV and VH1 are located for **Standard Definition (SD)** at 210-119, and **High Definition (HD)** from 710-729, but they actually stop at 726 at this writing. Content of these channels is either music videos, or age / focus related programming such as movies or TV re-runs. Doug and I will probably never watch any of these stations, but maybe you will. There is some nostalgia programming that you might enjoy. And, these channels are pretty much included with your FIOS subscription.

HD CHANNELS for the most part will give you better picture and better sound. I personally prefer the HD versions - who doesn't want clearer picture and purer sound ??

MUSIC CHOICE STATIONS are located between 1800 and 1899. Channels 1800-1849 are accessible by scrolling the Channel Up and Channel Down buttons. Channels 1850-1899 can only be accessed by punching in the actual channel numbers on the keypad, and the content in those higher stations is more video-related.

There are many choices for Cultural music, i.e., Latino and Asian - and general music Genres - they are grouped. I have included the channel lineup on the next two pages - bear in mind that 1800-1850 are the channels you can SURF, but 1851-1899 might need to be entered on the keypad - One Eight Five Zero without hesitation or you will end up on Channel 18, or 185, and have to start over - pain in the patootie!

FOLLOWING ARE THE CHANNEL LISTINGS

**STATIONS 1800-1850
CHANNEL UP & CHANNEL
DOWN TO SURF**

**STATIONS 1851 - 1899
YOU MAY NEED TO ENTER THE FOUR
DIGITS ON THE KEYPAD TO ACCESS**

1799	Music Choice Play - Subscription / Premium Package
1800	Hit List
1801	Max
1802	Dance EDM - ELECTRONIC DANCE MUSIC
1803	Indie
1804	Hip Hop
1805	Rap
1806	Hip Hop Classics
1807	Throwback Jams
1808	R & B Classics
1809	R & B Soul
1810	Gospel
1811	Reggae
1812	Rock
1813	Metal
1814	Alternative
1815	Adult Alternative
1816	Rock Hits
1817	Classic Rock
1818	Soft Rock
1819	Love Songs
1820	Pop Hits
1821	Party Favorites
1822	Teen Beats
1823	Kids Only
1824	Toddler Tunes
1825	Y2K

1826	Music Choice '90s
1827	MC '80s
1828	MC '70s
1829	Solid Gold Oldies
1830	Pop & Country
1831	Today's Country
1832	Country Hits
1833	Classic Country
1834	Contemporary Christian
1835	Pop Latino
1836	Musica Urbana
1837	Mexicana
1838	Tropicales
1839	Romances
1840	Sounds of the Seasons (Focus Changes by Holiday)
1841	Stage & Screen
1842	Soundscapes (Relaxing)
1843	Smooth Jazz
1844	Jazz
1845	Blues
1846	Singers & Swing
1847	Easy Listening
1848	Classical Masterpieced
1849	Light Classical
1850	Brits + Hits

1851 - 1899 STATIONS 1850-1899 ARE STATIONS WITH INTERACTIVE CONTENT AND SOME VIDEOS. YOU MAY NEED TO ACCESS THESE CHANNELS VIA YOUR KEYPAD IN LIEU OF CHANNEL UP/DOWN

1851 Lounge

1852 Rap 2K

1853 Underground Hip-Hop

1854 ALT (Alternative) R & B

1855 Funk

1856 Classic Dance

1857 80's Rock

1858 Classic Metal

1859 Classic Alternative

1860 New Wave

1861 Punk

1862 Emo X Screamo

1863 Folk

1864 Americana

1865 Bluegrass

1866 Kids Movie Soundtracks

1867 All Xmas

1868 Opera

1869 Teen Ritmos

1870 Rock Latino

1871 Latin Jazz

1872 K-Pop (Korean)

1873 Brazilian Pop

1874 Filipino

1875	Pop Latino Video
1876	Music Urbana Video
1877	Mexicana Video
1878	Tropicales Video
1879	Hip Hop & R&B Video
1880	Rap Video
1881	Rap 2K Video
1882	Throwback Jams Video
1883	R&B Soul Video
1884	Dance EDM - ELECTRONIC DANCE MUSIC Video
1885	Rock Video
1886	Metal Video
1887	Alternative Video
1888	Indie Video
1889	Pop & Country Video
1890	Today's Country Video
1891	Teen Beats Video
1892	Kids Only Video
1893	Toddler Tunes Video
1894	90s Video
1895	Y2K Video
1896	Brits + Hits Video
1897	Pop Hits Video
1898	Hit List Video
1899	Music Choice Play

Now, what I have done here at our home in Hershey's Mill is I added the select Music Choice stations that we want to hear to my **Favorites**, so I can just open the Little White Heart on the little Blue Button labeled Favorites, where my favorites are stored. When that opens, I cursor down or up to navigate to my Music Choice preferences, and push OK button when I see what I want. **THIS ONLY WORKS ON STATIONS 1800-1850. YOU CANNOT FAVORITE STATIONS 1851-1899, at least, I wasn't able to do that.**

You won't see me saving Rap music, but I might want to listen to the *Sounds of the Season* station located at 1840, or Soft Rock on 1815. So, I surf to the channel or enter the station on the keypad, and LET THE STATION LOAD - this can take 15-20 seconds! Be patient. Once the station has fully loaded, you click on the **Options Button** on the remote.



IN THE FOLLOWING INSTRUCTIONS, I WILL USE THE TERMS "CURSOR UP" OR "CURSOR RIGHT", FOR INSTANCE, REFERRING TO THE ARROW POINTS SURROUNDING THE ROUND "OK" BUTTON TOP CENTER ON THE REMOTE.

CURSOR UP IS THE BLUE ARROW POINTING UP AT 12:00

CURSOR RIGHT IS AT 3:00

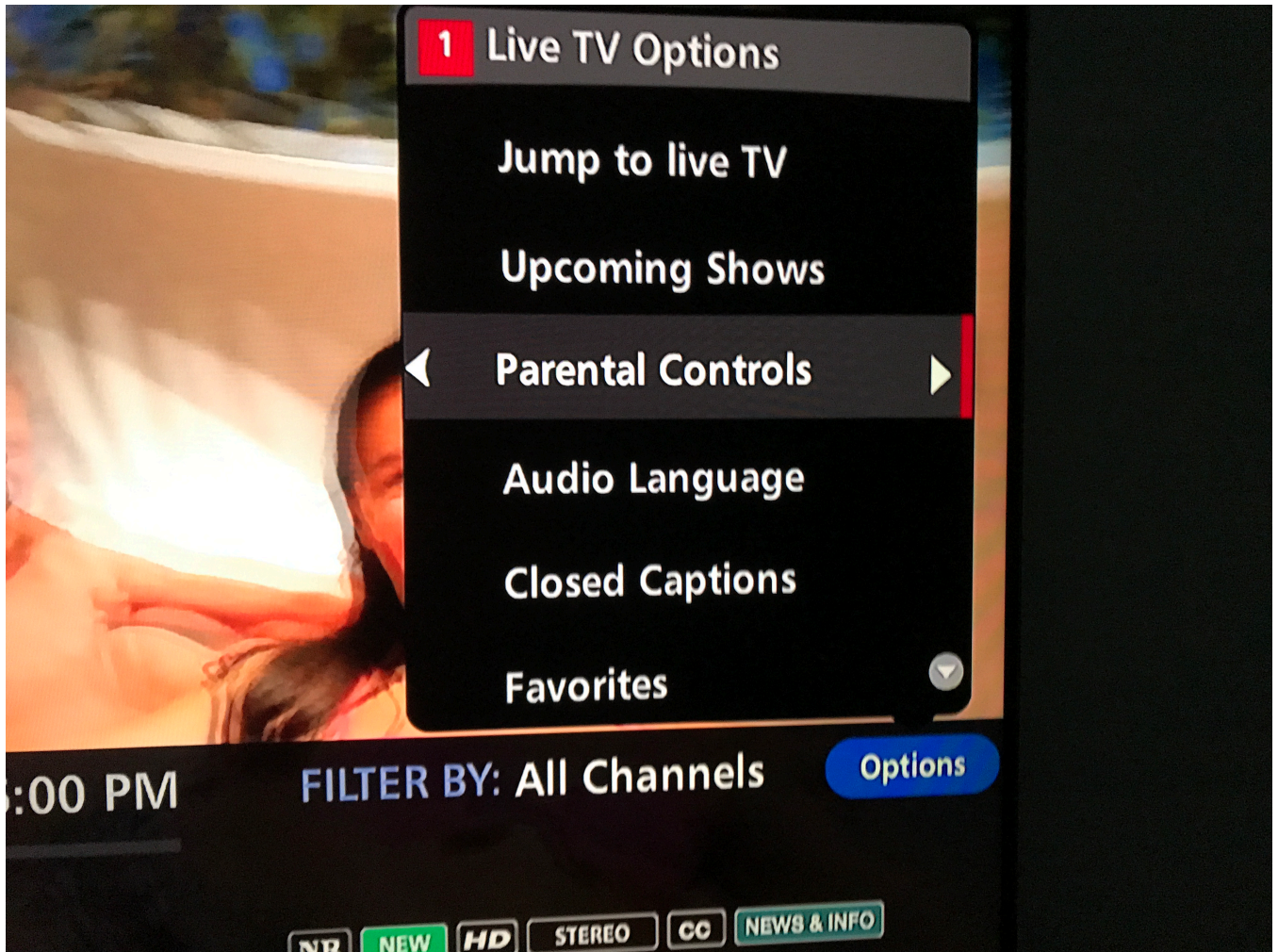
CURSOR DOWN IS THE BLUE ARROW POINTING DOWN AT 6:00

CURSOR LEFT IS AT 9:00

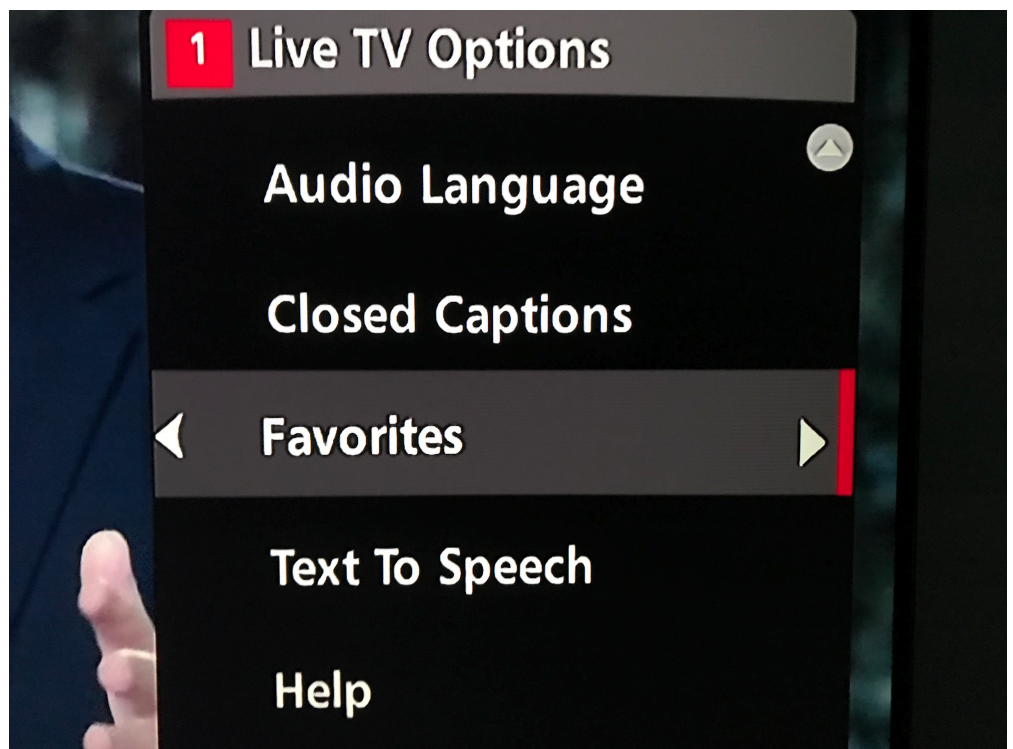
(NOTE: POINT THE REMOTE AT YOUR FIOS BOX, NOT THE TV -

you can ask me how I know that - DUH)

When you push the **Options Button**, this screen pops up on the TV.



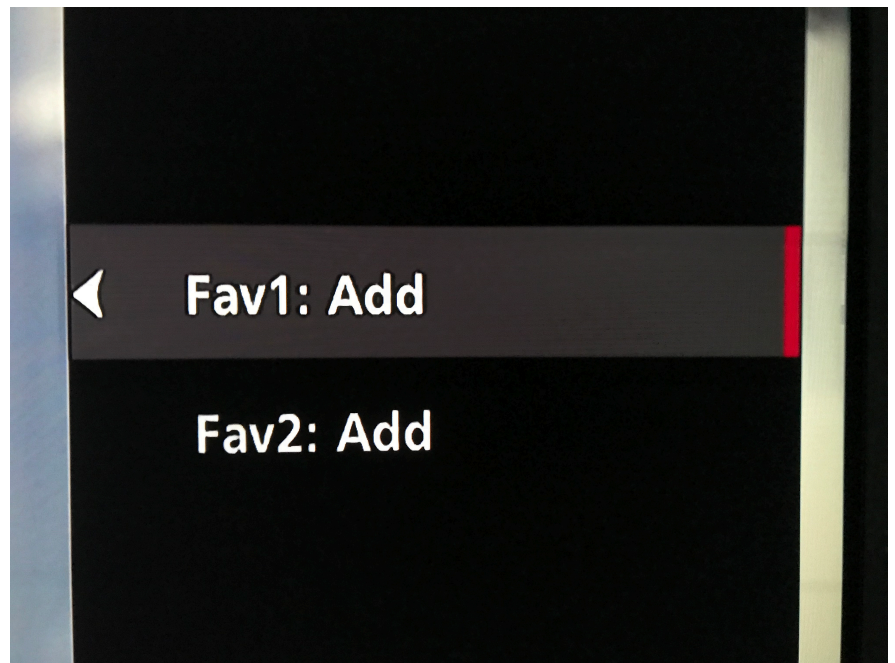
CURSOR DOWN
ON THE REMOTE
TO
"FAVORITES"



CURSOR RIGHT TO OPEN FAVORITES

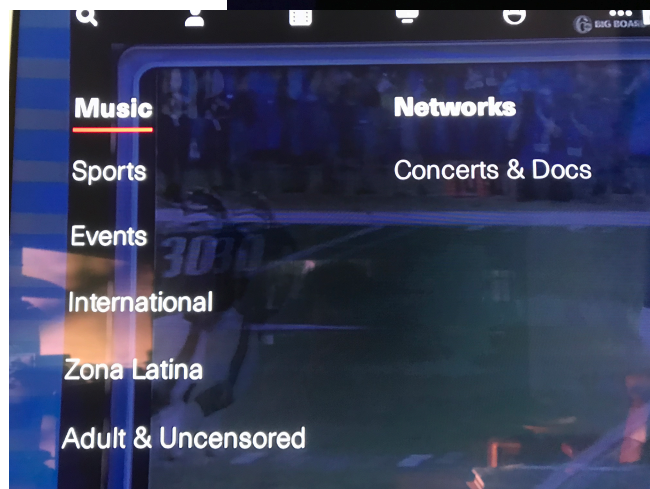
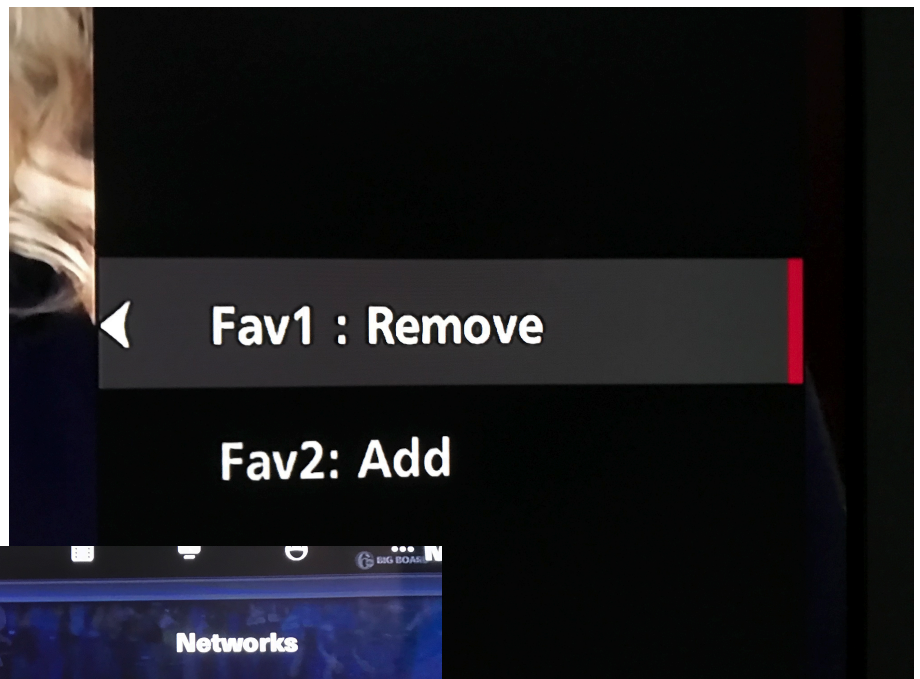
The screen will show options to **ADD** the station to Fav1 or Fav2.

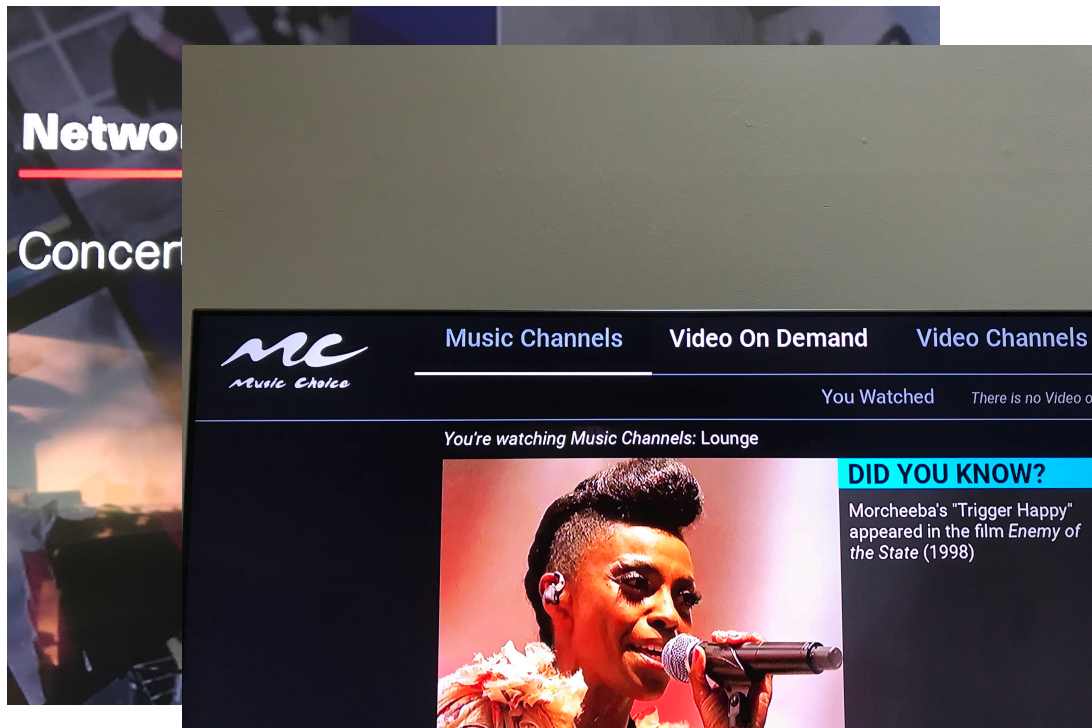
I Keep it Simple - set up One Favorites List on Fav1, but you can make Fav1 be your TV stations, and Fav2 be your Music stations (or Movies, or Sports, whatever)



Click on **ADD**, and the screen will change, now showing the Favorite List Option to Remove - **LEAVE IT LIKE THIS -YOU ARE DONE.**

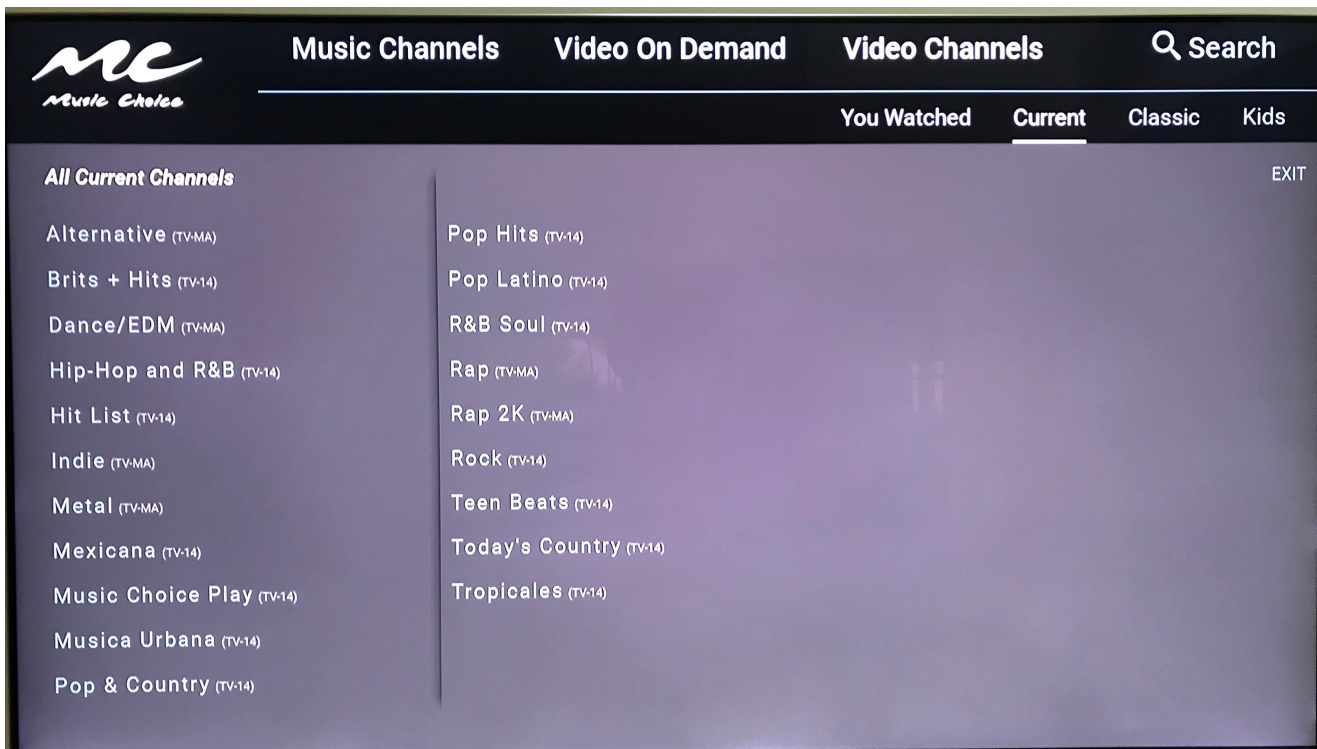
The Channel is now in your Favorites





You can get fancy and click on the **UP CURSOR**

But, I honestly don't see much of an advantage here, other than getting to know your Remote and the System, which can be a good thing.



Lastly, you can access music in the On Demand area, but note that much of the content is only available for a rental fee.

You can use the FILTER option bottom right of the screen to show only FREE content. I did that, and all of the programming disappeared, showing "No Results". HA!



Renting a Concert Video isn't really something I would do when most of the same content is available for free on YouTube.

But, if you have a Money Tree and want to access this content, use the Remote and click on **On-Demand**. When the options open, click on the **UP CURSOR** to move to the top of the screen. **CURSOR RIGHT** to move between TV, Movies, Kids, (etc) and all the way over to MORE.

Then navigate to Music Choice, then Networks and Surf the Content on Music Choice, MTV Classic, MTV Live - Stingray Karaoke is only available by paid subscription.

Take some time to get to know your Music Options on FIOS. The HD sound and picture quality is really good, especially if you have speakers for your media system, or a newer TV with Stereo speakers built it.

Good luck and Enjoy!

- Kathy Martinides, Heatherton Village